

**ALL INDIA INSTITUTE OF MEDICAL SCIENCES**  
**ANSARI NAGAR, NEW DELHI- 29**  
**STORES SECTION (DO)**

**Ref. No. 12/SO(DO)/Pead.Surg./PAC/24-25/M&E**

**Dated: 18.12.2024**


Sub: Purchase of **Laporoscopic Surgery Set with HD Camera 3K 4D with Accessories** for the Department of Pediatric Surgery, at AIIMS, New Delhi-110029, on proprietary basis inviting comments thereon.

\*\*\*\*\*

On specific requirement of Deptt.of Pediatric Surgery, Store Section (DO) is in the process of procurement of **Laporoscopic Surgery Set with HD Camera 3K 4D with Accessories – 01 no.** from OEM **M/s. Karl Storz SE & Co KG, Germany)** through its authorized distributor **M/s. Snap Healthcare.** The principal OEM **M/s Karl Storz SE & Co KG, Germany,** has submitted following documents:

1. Principle Proprietary Certificate (copy enclosed at Page No. 1)
2. PAC format duly signed by Departmental TSEC (Page No. 2)
3. Technical Specification duly signed by Departmental TSEC (Page No. 3-7)
4. Performa Invoice from principle/authorized distributor M/s. Snap Healthcare., (Page No. 8-9)
5. CAMC Charges: After completion of Five year warranty will be @6% of contract value each year for next 5 year plus GST as applicable with an annual escalation of 0.5% each year on contract value from 6<sup>th</sup> to 10<sup>th</sup> year & list of consumables (Page No.10)
6. Authorization to M/s. Snap Healthcare. (Page No. 12)
7. GeM non-availability report (Page No.14)
8. Land boarder sharing certificate (Page No. 16)
9. Non Black Listing Certificate (Page No. 18-19.)

In view of the above, the said proposal is uploaded on AIIMS website for period of 15 days with the view to invite objections w.r.t. proprietary nature of the product from the OEM's or their authorized distributors. The comments/objections if any should be received in office of Sr. Stores Officer, Store Section (DO), 1<sup>st</sup> Floor, Animal House Building, Near Biotechnology Building at AIIMS on or before 03.01.2025 upto 12:30 P.M. failing which it will be presumed that any other vendor is having no comment/objection to offer and case will be decided on merits.

  
**Sr. Stores officer (DO)**

More than  
**75**  
Years

Shaping the Future of Endoscopy with you

**STORZ**  
KARL STORZ — ENDOSKOPE

KARL STORZ Endoscopy India Private Ltd. • 28, Barakhamba Road • New Delhi-110 001

## TO WHOM SO EVER IT MAY CONCERN

### PROPRIETARY ARTICLE CERTIFICATE


This is to certify that 'RUBINA 3D4KICG with Robotic Camera Guidance System' bearing the catalogue nos. as TC201, TC304, TH121, TM450, TM351, TL400, 26606BCA, 26046ARA, 26046BRA, UI500S1, WD350-EN, UR200, UR016, UR013, UR012, UR008, UR009, UR011, UR014, UR015, UR018, UR201, UR010 are registered/proprietary products of M/s. KARL STORZ SE & Co. KG, Dr.-Karl-Storz-Straße 34 78532 Tuttlingen, Germany.

This system comprising of TC201EN, TC304, 26606BCA, UR200 is capable of producing and is compatible with –

- 2 dimensional Endoscopic video image in 3840x2160 (4K) resolution with ICG
- 3 dimensional Endoscopic video image in 3840x2160 (4K) resolution with ICG
- Robotic Camera Guidance

FOR KARL STORZ Endoscopy India Pvt. Ltd.

AUTHORIZED SIGNATORY



Dr. Sandeep Agarwal  
आचार्य एवं अध्यक्ष / Professor & Head  
बालरोग शल्य चिकित्सा विभाग / Dept. of Pediatric Surgery  
अ.भा.आ.सं., नई दिल्ली-29/A.I.I.M.S., New Delhi-29



डॉ. प्रबुध गोयल  
Dr. Prabudh Goel

अपर आचार्य / Additional Professor  
शिशु शल्य चिकित्सा विभाग / Department of Paediatric Surgery  
अ.भा.आ.सं., नई दिल्ली-29/A.I.I.M.S., New Delhi-29



Dr. Anjan Dhua



डॉ. प्रताप सिंह यादव / Dr. PRATAP SINGH YADAV  
आचार्य / Professor  
शिशु शल्य चिकित्सा विभाग / Department of Paediatric Surgery  
अ.भा.आ.सं., नई दिल्ली-29/A.I.I.M.S., New Delhi-29

डॉ. प्रताप सिंह यादव / Dr. PRATAP SINGH YADAV  
आचार्य / Professor  
शिशु शल्य चिकित्सा विभाग / Department of Paediatric Surgery  
अ.भा.आ.सं., नई दिल्ली-29/A.I.I.M.S., New Delhi-29

Dr. Manoj Kumar  
अपर आचार्य / Additional Professor  
विभाग / Department of Urology  
अ.भा.आ.सं., नई दिल्ली-29/A.I.I.M.S., New Delhi-29

DR. NIDHI SUGANDHI  
Professor  
Dept. of Pediatric Surgery  
VMMC & SSK Hospital

Corporate & Registered Office:  
KARL STORZ Endoscopy India Private Ltd.  
File No: XVI-25/2020/110001 / Paed. Surg. / PAC/2024-25 / M&E (Computer No. 3281624)  
28, Barakhamba Road  
Generated from eOffice by SANT SARAN, SANT SARAN, DATA ENTRY OPERATOR, AIIMS on 16/12/2024 10:12 am

Phone: +91 1143 7430 00  
Toll free: 1800 1234 698  
(Computer No. 3281624)

33 Branch Office:  
B-100, Ground Floor  
Naraina Industrial Area, Phase 1  
New Delhi-110 028 / India  
Fax: +91 11 2580 6865

CIN No: U33119DL1998PTC012006  
www.karlstorz.com





**ALL INDIA INSTITUTE OF MEDICAL SCIENCES  
ANSARI NAGAR, NEW DELHI - 110 029**



19


**Proprietary Article Certificate (PAC) (Machinery & Equipment)**

1	The indented goods are manufactured by	M/s Karl Storz SE & Co KG, Germany
2	Item Name:	Laparoscopic Surgery Set with HD Camera 3D 4K with accessories ( Robotic Camera Holding Arm)
3	Model No:	IMAGE1S (TIPCAM1) RUBINA + ARTIP SOLO
4	Vital technical performance parameters required which makes the requirement proprietary:	<p>3D technology with its spatial visualization of the surgical site; in 4K UHD technology which provides increased resolution making the depth perception cues clearer, providing greater anatomical differentiation of the surgical field with much wider color scale and a wider color space; Fluorescence guided surgery (FGS ) using the Rubina® Lens is very helpful in open surgery/ Laparoscopic surgeries , providing enhanced visualization of anatomy and identification of margins, real-time reliability and low complication rate. It is easy to use, time saving,</p> <p>. The ARTIP SOLO robotic camera guidance system, for holding and guiding laparoscopes, paired with the TIPCAM1 Rubina, allows the operating surgeon to maintain stability and precise control of the field of view . Precise control via joy stick minimizes smudging of the front lens. It provide camera guidance and simultaneous us of the instruments for the surgeon</p>
5	No other make or model is acceptable for the following reasons	Proprietary product of M/s Karl Storz SE & Co KG, Germany having 2D and 3D visualization of surgical field in rigid Endoscopy in 4k resolution with 2D/3D images with new NIR/ICG Fluorescence modes with Robotic Camrea Holding Arm ARTIP SOLO , for best patient outcomes. . it is specific equipment /technology which does not available with any other manufacturer/supplier

It is certified that market survey has been done and found that no other manufacturer is manufacturing similar/equipment specifications which can fulfill the vital requirements of end user.

  
 **Dr. Sandeep Agarwala**  
 आचार्य एवं अध्यक्ष /Professor & Head  
 बालरोग शल्य चिकित्सा विभाग / Dept. of Pediatric Surgery  
 अ.भा.आ.सं., नई दिल्ली-29/A.I.I.M.S., New Delhi-29

  
 **Dr. Devendra Kumar Yadav**  
 Additional Professor  
 Department of Pediatrics Surgery  
 AIIMS, New Delhi-29







  
 **Dr. Anjan Dhua**  
 अपर आचार्य/Additional Professor  
 बालरोग शल्य चिकित्सा विभाग/Department of Paediatric Surgery  
 अ.भा.आ.सं., नई दिल्ली-29/A.I.I.M.S., New Delhi-29



Signature of TSEC  
 with Name, Designation, Department  
 and Hospital/Institute/DGHS

Note 1: TSEC should clearly mention the vital functional parameters requirements which end user essentially require and are manufactured by only one manufacturer mentioned in serial no 1

  
 **Dr. MANOJ KUMAR**  
 Additional Professor  
 Department of Urology  
 AIIMS, New Delhi-110029

  
 **Dr. PRATAP SINGH**  
 अपर आचार्य / Professor  
 बालरोग शल्य चिकित्सा विभाग/Department of Pediatric Surg.  
 अ.भा.आ.सं., नई दिल्ली-29/A.I.I.M.S., New Delhi-29

  
 **Dr. Prabudh Goel**  
 अपर आचार्य / Additional Professor  
 बालरोग शल्य चिकित्सा विभाग/Department of Paediatric Surgery  
 अ.भा.आ.सं., नई दिल्ली-29/A.I.I.M.S., New Delhi-29

  
 **DR. NIDHI SUGANDHI**  
 Professor  
 Dept. of Pediatric Surgery  
 VMHC & Safdarjung Hospital



9. 3

### Technical Specification of Laparoscopic Surgery Set with HD Camera 3D 4K with accessories ( Robotic Camera Holding Arm)

Item cost: INR 4 crores

Quantity: 1 No

Estimated lifecycle price along with 5 year CMC and consumables for 10 years: INR 6 crores

S. No	Specification
1	<b>Processor - Qty 1</b>
1.1	Processor for following should be quoted.:
1.1.1	a) 2- Dimensional endoscopic video camera in 4K resolution (3840*2160)
1.1.2	b) 3-Dimensional endoscopic video camera in 4K resolution (3840 *2160)
1.2	System should have facility for Optical Contrast Differentiation System, and it Should have special filter for observation of capillary vessels and fine patterns in the superficial layer of mucosa for early detection of lesions.
1.3	System Should be capable of Near Infrared fluorescence Imaging (ICG application) with below features:
1.3.1	a) Overlay:
	White light image with superimposed display of NIR/ICG fluorescence.
	Possible to select the preferred colour for NIR/ICG imaging:
	Either blue or green.
1.3.2	b) Monochromatic:
	NIR/ICG fluorescence signal in white. Background in black for maximum contrast.
1.3.3	c) Intensity Map:
	White light image with superimposed display of NIR/ICG fluorescence. NIR/ICG signal display will appear in different colours depending on the strength of the detected NIR signal.
1.4	Picture in Picture of visualization modes with Standard and Optical Contrast Differentiation.
1.5	Automatic adjustment of light intensity of light source and controlled from Camera head.
1.6	Outputs: All Compatible outputs should be there (12GSDI, D.P) for 4K resolution and DVI for HD resolution.
2	<b>Monitor</b>
	3D4K 55 Inch or more – QTY 1
	3D4K 32 Inch or more – QTY 1
	ALL in one Medical Grade Monitor capable of displaying:
2.1	3D in 4K resolution

Dr. Manoj Kumar  
Additional Professor  
Department of Urology  
AIIMS, New Delhi-110029

Dr. Pratap Singh  
Professor  
Department of Pediatric Surgery  
Sant Saran Children's Hospital  
New Delhi-110001

Dr. Anjan Dhua  
Additional Professor  
Department of Pediatric Surgery  
AIIMS, New Delhi-29

Dr. Prabudh Goel  
Additional Professor  
Department of Pediatric Surgery  
AIIMS, New Delhi-29

Dr. Nidhi Sugandhi  
Professor  
Department of Pediatric Surgery  
Sant Saran Children's Hospital  
New Delhi-110001



Dr.  Department of Agriculture



डॉ. अंजन धुआ  
Dr. Anjan Dhua

Dr. ANKOL KUMAR  
Assistant Professor  
Department of Chemistry  
Bansal Institute of Technology



5.3	Both 2D and 3D Should be able to perform both White light and Near Infrared application in 4K resolution.
6	<b>Insufflator - Qty 1</b>
	CO2 Insufflator: 50L
	Technical Specifications of Insufflation unit
6.1	Pressure: 0-30mm Hg(4000Pa).
6.2	Sensitive mode pressure 15mmHg & flow 15l/min for sensitive application
6.3	Electronic control and colour touchscreen
6.4	Following data are displayed on touch screen: - Insufflation mode. - Set value pressure (0-30 mmHg). - Current patient pressure. - Set value gas flow (0-50l/min).-Current gas flow. -Gas consumption (0-999l).-Status of gas heating
6.5	Reusable insufflation tube for heating the CO2 gas upto patient body temperature
6.6	High flow mode with flow performance upto 50l/min
6.7	Individually programmable procedure list for starting device with personal pre-sets
6.8	Easy and intuitive use with user friendly colour touchscreen 7inch for easy and precise setting of set values for pressure and flow and of insufflation mode, as well as for clear display of corresponding set values and actual values
6.9	Optical and acoustic alarm signals in the event of patient over pressure Should have pin index connection hose pipe
6.10	Should be BIS or European CE with 4 digit notified body number OR US-FDA certified for the quoted model OR Should have IEC60601-1,IEC-60601-1-2 full test report as per IEC guideline from any NABL Accredited Labs or from the Labs in their country of origin
7	<b>Image/Video Recording and Data Archiving Device</b>
	State of the art user friendly Medical grade system(certified to be used in OT)should be offered with following features
	1. User should have full control of the system from the sterile field via camera head buttons, optional touch screen, and optional foot switch
	2. Parallel (synchronic or independent) recording of two image sources
	3. Still images and videos (optional with audio)in 2D FULLHD or 3D(with optional 3D-camera system). Watermark feature
	4. Intelligent, adaptive storage management
	5. Storage location is freely definable and configurable
	6. Storage on internal memory (2 TB, FIFO), USB storage media via 2.0 and 3.0,optical media(DVD writer, Blu-ray reader),network drive, FTP or via DICOM
	7. Automatic storage in the background to reduce the time between the interventions. Easy management and overview of open/automatic save processes
	8. Import of patient data via keyboard or DICOM worklist
	9. Intra-and post-operative printing via optional printer(local or network)

Dr. Devendra  
Additional  
Department

Dr. MANOJ KUMAR  
Additional Professor  
Department of Urology  
AIIMS, New Delhi

Dr. Anjan Dinda  
Additional Professor  
Department of Paediatric Surgery  
AIIMS, New Delhi

Dr. Pratap Singh Yadav  
Professor  
Department of Pediatric Surgery  
M.C. & Kalawati Saran Children's Hospital  
New Delhi-110001



Dr. Prabuddh

शिशु शल्य चिकित्सा विभाग  
आ.भा.आ.सं. नई दिल्ली

DR. NIDHI SUGANDHI  
Professor  
Dept. of Pediatric Surgery  
Vardaan Children's Hospital



	10. Various adaptable templates for printing to choose from
	11. Integrated surgical checklist following the WHO standard or customizable. Basic functions for the editing of still images and videos
	12. Playback of 2D and 3D content on separate monitor(optional 3D-system required)
	13. Integrated file-viewer for still images, videos and checklists from diverse data sources
	14. Integrated security software as a protection against malware, independent from security patches of the operating system and it is only possible to run certified software
	15. Structured and clear user guidance, optimized for touch screen control
	16. Scalable range of functions
	17. Low noise generation and fast systems start due to SSD-technology
	18. Should have seamless USB silicone keyboard with touchpad to enter details
	19. Controllable via 12" inbuilt touch screen
	20. Input Voltage: 100-240VAC
	21. Input Frequency: 50 -60Hz
	22. Power output: 350Watt
	23. CPU: Intel® Core™ i7-2600 @ 3.4GHz
	24. Internal memory: SSD (70GB) HDD (2TB)
	25. Memory RAM: 8GB
	26. Connectors: 3 x 1GB Ethernet (RJ45), 6x USB 2.0, 2x USB 3.0
	27. Image format: BMP, JPG, JPG 2000
	28. Video format: MPEG-4, MPEG-2, MOV
	29. Video signal inputs: 2x DVI-D
	30. Colour system: PAL, NTSC
	31. Resolution still images: upto 1920x1080, Aspect ratio 16:9
	32. Resolution videos: upto 1920x1080 Progressive Scan for 25/30 frames
	33. Pre-installed printer: SONY UP-DR80MD
	34. Type approval: IEC60601-1-1, EN60601-1, EN60601-2
	The DICOM 3 interface shall be installed to the system in order to allow the surgeon to view all the DICOM 3 images stored in the PACS system on a digital light box within the operating rooms. Furthermore, all intra operative images recorded can be sent via the DICOM 3 interface to the PACS system for further processing
8	<b>Robotic Camera Guidance System</b>
8.1	Robotic camera guidance system, for holding and guiding laparoscopes
8.2	The robotic camera guidance system is used especially for stabilizing the image quality
8.3	The camera guidance should be independent of the assistant.

Dr. MANU KUMAR  
Additional Professor  
Department of Urology  
AIIMS, New Delhi-110029

DR. NIDHI SU  
Professor  
Dept. of Pediatrics  
AIIMS, New Delhi-110029

Dr. PRAHUSH GOEL  
अपर आचार्य / Additional Professor  
शिशु शल्य चिकित्सा विभाग / Department of Paediatric Surgery  
अ.भा.आ.सं. नई दिल्ली-29A.I.I.M.S. New Delhi-29

Dr. PRATAP SINGH YADAV  
आचार्य / Professor  
शिशु शल्य चिकित्सा विभाग / Department of Paediatric Surgery  
ल.ह.म.क. एवं कलावती सरन बाल चिकित्सालय  
L.H.M.C. & Kalawati Saran Children's Hospital  
नई दिल्ली-110001 / New Delhi-110001

Dr. ANJAN DHUA  
अपर आचार्य / Additional Professor  
शिशु शल्य चिकित्सा विभाग / Department of Paediatric Surgery  
नई दिल्ली-110001 / New Delhi-110001



8.4	It can be moved in three different ways. Manually, joystick controlled and alternatively by voice control. While precise movements are set using a joystick on the instrument, dynamic guidance is performed manually using the release button.
8.6	The robotic camera guidance system should be attached to the operating table.
8.7	The universal joint and the joystick elements should be autoclavable.
9	Equipment Cart from Same manufacturer Should be Quoted for all the above Items.
	All Equipment's Should be Quoted from Same manufacturer. Should be US FDA or European CE with 4 digit notified body number or BIS approved product (Processor, Monitor, Light Source, Camera Head, Insufflator, Telescopes.)
	Should have 5 year warranty on main products and should quote CAMC for Next 5years
	Price of consumables and instruments should be quoted to fix the prices for 10 years
	Life cost calculation to be done with a load of 100 cases every year for 10 years

Dr. Anjan Dhua  
Additional Professor  
Department of Paediatric Surgery  
AIIMS New Delhi-29  
अपर आचार्य/Additional Professor  
शिशु शल्य चिकित्सा विभाग/Department of Paediatric Surgery  
अ.भा.आ.सं. नई दिल्ली-29/A.I.I.M.S., New Delhi-29

Dr. Sandeep Agarwala  
Member,  
Pediatric Surgery  
AIIMS

Dr. Pradeep Goel  
Additional Professor  
Department of Paediatric Surgery  
अ.भा.आ.सं. नई दिल्ली-29/A.I.I.M.S., New Delhi-29

Dr. Devendra Kumar Yadav  
Member,  
Pediatric Surgery  
AIIMS

Dr. Devendra Kumar Yadav  
Additional Professor  
Department of Paediatric Surgery  
AIIMS

Dr. Anil Sethi  
Prof & Head, Department of Urology or  
his representatives

Dr. MANOJ KUMAR  
Additional Professor  
Department of Urology

Medical Superintendent or  
his nominee

Dr. Vishesh Jain,  
Member Secretary,  
Pediatric Surgery,  
AIIMS

Dr. Nidhi Sugandhi,  
Pediatric Surgery,  
LHMC & Kalawati Saran Children's Hospital  
DR. NIDHI SUGANDHI  
Professor  
Dept. of Pediatric Surgery  
LHMC & Kalawati Saran Children's Hospital

Dr. Pratap Yadav,  
Pediatric Surgery, LHMC  
DGHS Nominee.

डॉ. प्रताप सिंह यादव/Dr. PRATAP SINGH  
आचार्य / Professor  
शिशु शल्य चिकित्सा विभाग/Department of Paediatric Surgery  
ल. हा. मे. का. एवं कलावती सरन बाल चिकित्सालय  
L. H. M. C. & Kalawati Saran Children's Hospital  
नई दिल्ली-110001 / New Delhi-110001

Dr. Pinaki Debnath,  
Pediatric Surgery, RML  
External Expert



Date: 31.08.2024



## SNAP HEALTHCARE

14	TM351	32" 4K/3D-Monitor	1	2666598.53	28%	746647.59	3413246.12
15	UG500	Monitor Holder	1	50252.94	18%	9045.53	59298.47
16	UI500S1	ENDOFLATOR 50 SCB, Set	1	1094138.24	12%	131296.59	1225434.83
17	20400027	CO2 High Pressure Tube, 102 cm	1	23169.10	18%	4170.44	27339.54
18	UI007	Insufflation Tubing Set, ENDOFLATOR 50	1	70367.65	12%	8444.12	78811.77
19	031122-25	Filter, Insufflation	1	22247.06	18%	4004.47	26251.53
20	IN-LINE FILTER	Insufflators In-Line Filter	1	22598.53	18%	4067.74	26666.27
21	39501B2	Wire Tray f. Cleaning, 487 x 125 x 54 mm	1	31260.29	18%	5626.85	36887.14
22	39360AK	Plastic Container	1	168822.06	18%	30387.97	199210.03
23	UR200	ARTIP SOLO Camera Guidance System	1	11419870.00	18%	2055576.60	13475446.60
24	UR016	ARTIP SOLO Mobile Stand	1	455642.64	18%	82015.68	537658.32
25	UR009	ARTIP solo Joystick right, autoclavable	1	5,97,010.00	18%	107461.80	704471.80
26	UR011	ARTIP solo Mount 1A	1	166134.00	18%	29904.12	196038.12
27	UR010	ARTIP SOLO Sterile Set, consisting of: UR018 Sterilization Tray UR013 Universal joint UR012 Endoscope clamp UR015 Tension sleeve 10 mm UR014 Tension sleeve 5 mm"	1	1207862.00	18%	217415.16	1425277.16
28	WD350-EN	AIDA with SmartScreen	1	1899935.30	18%	341988.35	2241923.65
29	UG220	Equipment Cart, wide, tall	1	376450.00	18%	67761.00	444211.00
30	UR017	Cover, 30x178cm, sterile, single use, pack of 50 for ARTIP SOLO	1	203148.53	18%	36566.7354	239715.27
				₹34474639.10		₹6661875.90	₹41136515.00
				<b>TOTAL PRICE OF COMPLETE SET WITH GST</b>			<b>₹411,36,515.00</b>

डॉ. संधीप अग्रवाल  
Dr. Sandeep Agarwala  
आचार्य एवं अध्यक्ष / Professor & Head  
बालरोग शल्य चिकित्सा विभाग / Dept. of Pediatric Surgery  
अ.भा.आ.स., नई दिल्ली-29/A.I.I.M.S., New Delhi-29

Rupees Four Crore Eleven lakh Thirty Six Thousand Five Hundred Fifteen Only with GST

Regd. Office : 1/4734, OLD 19A, GF, Street No. 05, Balbir Nagar Extension, Delhi -110032 GST: 07AYGPR7852P1ZG, GEN. Seta ID: DA86200004103254E Mail : snaphealthcare1@gmail.com, # 9810960708



## SNAP HEALTHCARE

SNAP/AIIMS/MCH/2024-25/L-150

QUOTATION

Date: 31.08.2024

## Terms and Conditions:

1. Validity: 180 Days
2. Delivery: 12-16 Weeks from date of Confirmed Order
3. Payment: As per AIIMS New Delhi Terms and Conditions
4. Warranty: 5 years . Breakage & Mishandling are not covered under warranty, consumables are not covered under warranty
5. CAMC: Post warranty CAMC Shall be charged @6% of the contract value each year for next 5 year Plus GST as applicable with an annual escalation of 0.5% each year on Contract Value.
6. Item No 7, 9, are instruments and item no 6 & 18 are prone to wear and tear due to sterilization process/storage/ packing conditions. Items No 19,20 and 30 are consumables
7. For Part No. UR008, UR 009 Joystick left and right have mechanical movements and because of continuous regular use in OT, the joystick are usable for 150 times only
8. For Light cable part No 495 TIP, due to multiple time folding and unfolding during endoscopic surgeries may cause physical damage and that is not covered under warranty

## List of Consumables required for 100 cases each year

Part No	Part Details	Qty	Unit Price ₹	Total Price ₹
031122-25	Filter, Insufflation	01	22,247.06	22,247.06
IN-LINE FILTER	Insufflators In-Line Filter	01	22,598.53	22,598.53
UR017	Cover, 30x178cm, sterile ,single use , pack of 50 for ARTIP SOLO	02	203148.53	4,06,297.06
	Estimated cost of consumables per year			₹4,51,142.65

GST Shall Be charged Extra on above consumables

## List of Optional Item for future upgradation

Part No	Part Details	Qty	Unit Price ₹
UR008	ARTIP solo Joystick Left , autoclavable	01	5,97,010.00
UR 201	ARTIP SOLO Voice Control	01	30,53,584.00

GST Shall be charged extra on above prices

For Snap Healthcare




Dr. Sandeep Agarwal  
Authorized Signatory



डॉ. विशेश जैन  
Dr. Vishesh Jain

अपर आचार्य/Additional Professor  
बाल शल्य चिकित्सा विभाग/Department of Pediatrics Surgery  
अ.भा.आ.स. नई दिल्ली-29/A.I.I.M.S. New Delhi-29



डॉ. देवेंद्र कुमार यादव  
Dr. Devendra Kumar Yadav  
अपर आचार्य/Additional Professor



बाल शल्य चिकित्सा विभाग/Department of Pediatric Surgery  
अ.भा.आ.स. नई दिल्ली-29/A.I.I.M.S. New Delhi-29

डॉ. अंजन धुवा  
Dr. Anjan Dhua  
अपर आचार्य/Additional Professor  
बाल शल्य चिकित्सा विभाग/Department of Pediatrics Surgery  
अ.भा.आ.स. नई दिल्ली-29/A.I.I.M.S. New Delhi-29

डॉ. संधीप अग्रवाल  
Dr. Sandeep Agarwal  
आचार्य एवं अध्यक्ष /Professor & Head  
बाल शल्य चिकित्सा विभाग / Dept. of Pediatric Surgery  
अ.भा.आ.स., नई दिल्ली-29/A.I.I.M.S., New Delhi-29

Regd. Office :1/4734, OLD 19A, GF, Street No -05, Balbir Nagar Extension , Delhi -110032 GST:  
07AYGPR7852P1ZG, GEM Seller ID DA86200001103254E Mail : [snaphealthcare1@gmail.com](mailto:snaphealthcare1@gmail.com), # 9810960708



**SNAP HEALTHCARE**

31

**Fall Clause Undertaking**

To  
The HOD  
Department of Paediatric Surgery  
MCH Block  
AIIMS  
New Delhi -110029

**Sub: Fall Clause and Rate Reasonability Certificate Proprietary : Quotation for Proprietary Laparoscopic Surgery Set with HD Camera 3D 4K with accessories ( Robotic Camera Holding Arm) Model RUBINA +ARTIP SOLO manufactured by Karl Storz, Germany**

Dear Sir

I Nidhi Rani, Proprietor of Snap Healthcare, hereby certify the following


1. That that Snap Healthcare has not been Blacklisted by any Institution /Govt. Organization nor there is any Vigilance and CBI case pending against our Firm.
2. We also certify that rates quoted in the tender are reasonable and lowest and we have not quoted rates lower than those quoted in the referred tender/Quotation to any other Hospital or Institute.
3. The above statement is true and correct


Thanking You


For Snap Healthcare

  
Proprietor

Date: 31.08.2024

  
Dr. Davendra Kumar Yadav  
अपर अतिरिक्त प्राध्यापक / Additional Professor  
शिशु रोग चिकित्सा विभाग / Department of Paediatric Surgery  
अ.भा.आ.स. नई दिल्ली-29/A.I.I.M.S. New Delhi-29

  
डॉ. विशेश जैन  
Dr. Vishesh Jain  
अपर आचार्य / Additional Professor  
शिशु रोग चिकित्सा विभाग / Department of Paediatric Surgery  
अ.भा.आ.स. नई दिल्ली-29/A.I.I.M.S. New Delhi-29

  
डॉ. संदीप अग्रवाला  
Dr. Sandeep Agarwala  
आचार्य एवं अध्यक्ष / Professor & Head  
बालरोग शल्य चिकित्सा विभाग / Dept. of Paediatric Surgery  
अ.भा.आ.स., नई दिल्ली-29/A.I.I.M.S., New Delhi-29

  
डॉ. अंजन धुआ  
Dr. Anjan Dhua  
अपर आचार्य / Additional Professor  
शिशु रोग चिकित्सा विभाग / Department of Paediatric Surgery  
अ.भा.आ.स. नई दिल्ली-29/A.I.I.M.S. New Delhi-29

Regd. Office :1/4734, OLD 19A, GF, Street No -05, Balbir Nagar Extension , Delhi -110032 GST:  
07AYGPR7852P1ZG, GEM Seller ID DA86200001103254E Mail : [snaphealthcare1@gmail.com](mailto:snaphealthcare1@gmail.com), # 9810960708



32 (12) 11

75  
Years

Shaping the Future of Endoscopy with you

**STORZ**  
KARL STORZ — ENDOSKOPE

KARL STORZ Endoscopy India Private Ltd. • 28, Barakhamba Road • New Delhi-110 001

## MANUFACTURER'S AUTHORISATION FORM

To,

Dated: 23-7-2024

The "Director"

All India Institute of Medical Sciences Ansari Nagar,  
New Delhi-110029, India.

Ref: Your Requirement of Proprietary Laparoscopy Surgery System with HD Camera System Model Rubina 3D in 4K manufactured by Karl Storz, Germany for Department of Paediatric Surgery.


Dear Sir,


We, Karl Storz India Endoscopy India Pvt Ltd, 100% wholly owned subsidiary of KARL STORZ SE & CO KG Germany who are proven and reputable manufacturers of RUBINA, ARTip Solo, VITOM, Endovision Systems, laparoscopy instruments having factories at Switzerland, Estonia, Japan and Germany, hereby authorize Messrs Snap Healthcare having Address at 1/4734, OLD 19A, GF, Street No 05, Balbir Nagar Extension, Shahdara, Delhi - 110032 to process the same further and enter into a contract with you against your requirement of goods manufactured by Karl Storz, Germany for Department of Pediatric Surgery.


We further confirm that no supplier or firm or individual other than Messrs. Snap Healthcare having Address at 1/4734, OLD 19A, GF, Street No 05, Balbir Nagar Extension, Shahdara, Delhi -110032 is authorized for Department of Paediatric Surgery for the goods manufactured by us.



Thanking you,

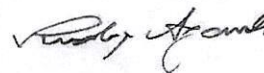

For KARL STORZ Endoscopy India Pvt. Ltd.

  
Authorized Signatory

  
डॉ. विशेश जैन  
Dr. Vishesh Jain  
अपर आचार्य/Additional Professor  
बाल रोग विभाग/Department of Paediatrics Surgery  
अ.पा.आ.स. नई दिल्ली-29/A.I.I.M.S. New Delhi-29

  
डॉ. अंजन धुआ  
Dr. Anjan Dhua  
अपर आचार्य/Additional Professor  
बाल रोग विभाग/Department of Paediatrics Surgery  
अ.पा.आ.स. नई दिल्ली-29/A.I.I.M.S. New Delhi-29


  
डॉ. देवेंद्र कुमार यादव  
Dr. Davendra Kumar Yadav  
अपर आचार्य/Additional Professor  
बाल रोग विभाग/Department of Paediatrics Surgery  
अ.पा.आ.स. नई दिल्ली-29/A.I.I.M.S. New Delhi-29


  
डॉ. संदीप अग्रवाल  
Dr. Sandeep Agarwal  
अध्यक्ष/Professor & Head  
बाल रोग विभाग/Dept. of Pediatric Surgery  
अ.पा.आ.स. नई दिल्ली-29/A.I.I.M.S., New Delhi-29  
Branch Office:  
B-100, Ground Floor  
Naraina Industrial Area, Phase II  
New Delhi 110028, India

Corporate & Registered Office:  
KARL STORZ Endoscopy India Private Ltd.  
11<sup>th</sup> Floor, Dr. Gopal Das Bhawan  
28, Barakhamba Road New Delhi 110 001 / India  
CIN No. U33119DL1998PTC092036 Fax: +91 11 2589 6806  
www.karlstorz.com

Phone: +91 1143 7430 00  
Toll free: 1800 1234 698  
Fax: +91 11 4374 3010  
E-Mail: corporate@karlstorz.in



# SNAP HEALTHCARE

33

## Fall Clause Undertaking

To  
The HOD  
Department of Paediatric Surgery  
MCH Block  
AIIMS  
New Delhi -110029

Sub: Fall Clause and Rate Reasonability Certificate Proprietary : Quotation for Proprietary Laparoscopic Surgery Set with HD Camera 3D 4K with accessories ( Robotic Camera Holding Arm) Model RUBINA +ARTIP SOLO manufactured by Karl Storz, Germany

Dear Sir

I Nidhi Rani, Proprietor of Snap Healthcare, hereby certify the following


1. That that Snap Healthcare has not been Blacklisted by any Institution /Govt. Organization nor there is any Vigilance and CBI case pending against our Firm.
2. We also certify that rates quoted in the tender are reasonable and lowest and we have not quoted rates lower than those quoted in the referred tender/Quotation to any other Hospital or Institute.
3. The above statement is true and correct

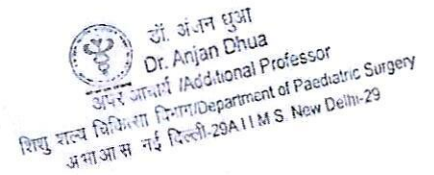
Thanking You


For Snap Healthcare

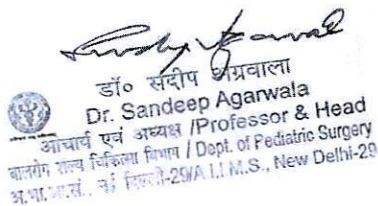
  
Proprietor

Date: 08.08.2024

  
Dr. Vishesh Jain  
अपर आचार्य/Additional Professor  
बाल रोग चिकित्सा विभाग/Department of Pediatrics Surgery  
अ.पा.आ.सं. नई दिल्ली-29/A.I.I.M.S. New Delhi-29

  
डॉ. अंजन धुआ  
Dr. Anjan Dhua  
अपर आचार्य /Additional Professor  
बाल रोग चिकित्सा विभाग/Department of Paediatric Surgery  
अ.पा.आ.सं. नई दिल्ली-29/A.I.I.M.S. New Delhi-29

  
Dr. Devendra Kumar Yadav  
अपर आचार्य /Additional Professor  
बाल रोग चिकित्सा विभाग/Department of Paediatric Surgery  
अ.पा.आ.सं. नई दिल्ली-29/A.I.I.M.S. New Delhi-29

  
डॉ. सदीप अग्रवाला  
Dr. Sandeep Agarwala  
आचार्य एवं अध्यक्ष /Professor & Head  
बालरोग रोग चिकित्सा विभाग / Dept. of Pediatric Surgery  
अ.पा.आ.सं. नई दिल्ली-29/A.I.I.M.S., New Delhi-29

Regd. Office :1/4734, OLD 19A, GF, Street No -05, Balbir Nagar Extension , Delhi -110032 GST:  
AYGPR7852P1ZG, GEM Seller ID DA86200001103254E Mail : [snaphealthcare1@gmail.com](mailto:snaphealthcare1@gmail.com), # 9810960708



34 (14)



**Report ID:** GEM/GARPTS/10092024/EIV6Q4O46J8R

**Report Name:** Laparoscopic surgery set with 3D 4K with robotic camera holding device

**Generated By:** Vishesh Jain , Department of Health and Family Welfare , Ministry of Health and Family Welfare

**Generated On:** 10/09/2024

**Valid till:** 10/10/2024

### GeM Availability Report and Past Transaction Summary

GeM Availability Report and past transaction summary report is generated based on the specifications searched by the Buyer. The specification may be modified appropriately for searching relevant categories on GeM. Buyer may navigate to GeM category page by clicking on the category link to view category specifications and products/services available in the category.

*Order Count and Order Value displayed is on a cumulative basis since GeM inception.*

#### **1. Search String: Laparoscopic surgery set with 3D 4K with robotic camera holding device**

Search type: Product

1. There are categories available on GeM matching your requirements (as listed here). You can create a bid on GeM with a product closest matching your required specifications and add additional parameters in specifications through Corrigendum using RMS functionality.
2. If you feel that category TP needs updating you can submit category updating request also through RMS.
3. If you do not want to use any of the above option and want to proceed for procurement outside GeM, please suggest the specifications of the required product for creation of new category on GeM for future procurement.

Search Result: Category available/suggested on GeM but marked as "not matching requirements" by the buyer with undertaking as under:

*It is certified that I have thoroughly checked all probable categories suggested by GeM and I am satisfied that the product required is not covered / does not fall in any of the suggested categories and can not be procured under any of these categories even after inclusion of List of Values( LOV) wherever possible in category specifications of suggested categories. It is also certified that the technical specification requirement are such that these can not be covered even by adding specification parameters using ATC in any of the GeM suggested categories. This is a one-time requirement hence new category creation is not proposed / or requirement is recurring but request for new category creation will be submitted separately post generation of GeMARPTS.*

Category Name	Catalog Count	Order Count		Order Value (in Lakhs)			
		Direct Purchase	Reverse Auction	Bid	Direct Purchase	Reverse Auction	Bid
USB Camera for Video Conferencing System	993	5,659	110	1,094	2,020	1,254	2,831
TERA Package 2 - 3D Printer with Consumables	3	0	0	2	0	0	3
TERA Package 1 - 3D Printed Bipod with Bluetooth Control (ASoSE)	1	0	0	0	0	0	0

*Dr. Sandeep Agarwal*  
**Dr. Sandeep Agarwal**  
 आचार्य एवं अध्यक्ष / Professor & Head  
 बाल रोग चिकित्सा विभाग / Dept. of Pediatric Surgery  
 अ.प्र.आ.सं., नई दिल्ली-29/A.I.I.M.S., New Delhi-29

*Dr. Vishesh Jain*  
**Dr. Vishesh Jain**  
 अपर आचार्य/Additional Professor  
 बाल रोग चिकित्सा विभाग/Department of Pediatrics Surgery  
 अ.प्र.आ.सं. नई दिल्ली-29/A.I.I.M.S. New Delhi-29

*Dr. Divendra Kumar Yadav*  
**Dr. Divendra Kumar Yadav**  
 अपर आचार्य /Additional Professor  
 शिशु रोग चिकित्सा विभाग/Department of Pediatric Surgery  
 अ.प्र.आ.सं. नई दिल्ली-29/A.I.I.M.S. New Delhi-29

*Dr. Anjan Dhya*  
**Dr. Anjan Dhya**  
 अपर आचार्य /Additional Professor  
 शिशु रोग चिकित्सा विभाग/Department of Paediatric Surg  
 अ.प्र.आ.सं. नई दिल्ली-29/A.I.I.M.S. New Delhi-29




35-

DEPARTMENT OF PAEDIATRIC SURGERY  
MOTHER AND CHILD BLOCK  
ALL INDIA INSTITUTE OF MEDICAL SCIENCES, NEW DELHI

UNDERTAKING

The pre-requisite requirements such as site, power, water, space, manpower, electricity etc. for installation of the **Laparoscopic surgery set with 3D 4K with Robotic camera holding device**, have been decided/earmarked and will be ready before arrival of the equipment, to obviate any delay in installation of the equipment and the equipment will be installed immediately after receipt at AIIMS.

Date:

 डॉ० संदीप अग्रवाल  
Dr. Sandeep Aggarwal  
Head of the Department,  
आचार्य एवं अध्यक्ष / Professor & Head  
बातरीय राल्य चिकित्सा विभाग / Dept. of Pediatric Surgery  
अ.भा.आ.सं., नई दिल्ली-29/A.I.I.M.S., New Delhi-29  
Dept of Pediatric Surgery,  
AIIMS, New Delhi.



**SNAP HEALTHCARE****Section -VIII  
PROFORMA C**

**Format for Self-Certification: Restriction under Rule 144(xi) of the General Financial Rules ( GFRs), 2017**

**To  
The Director  
All India Institute of Medical Sciences  
Ansari Nagar, New Delhi -110029**

**Sub:** Proprietary Laparoscopic Surgery Set with HD Camera 3D 4K with accessories ( Robotic Camera Holding Arm) Model RUBINA +ARTIP SOLO manufactured by Karl Storz, Germany

**CERTIFICATE**

In line with O.M. "Restrictions under Rule 144 (xi) of the General Financial Rules (GFRs), 2017" vide office memorandum no. F.No.6/18/2019-PPD, Ministry of Finance dt. 23.07.2020, "I have read the clause regarding restrictions on procurement from a bidder of a country which shares a land border with India; I certify that this vendor/ bidder **M/s Snap Healthcare having office at 1/4734, Street No -05, OLD 19A, GF, Balbir Nagar Extension , Delhi -110032 and our OEM M/s KARL STORZ Endoscopy India Pvt. Ltd. 11<sup>th</sup> floor, Dr. Gopal Das Bhawan, 28, Barakhamba Road, New Delhi-110001** is not from such a country or, if from such a country, has been registered with the Competent Authority. I hereby certify that this bidder **M/s M/s Snap Healthcare having office at 1/4734, Street No -05, OLD 19A, GF, Balbir Nagar Extension , Delhi -110032 and our OEM M/s KARL STORZ Endoscopy India Pvt. Ltd. 11<sup>th</sup> floor, Dr. Gopal Das Bhawan, 28, Barakhamba Road, New Delhi-110001** fulfils all requirements in this regard and is eligible to be considered for procurement on GeM/ CPP Portal

[Where applicable, evidence of valid registration by the Competent Authority shall be attached]"

We also understand, false declarations will be in breach of the Code of Integrity under Rule 175(1)(i)(h) of the General Financial Rule for which a bidder or its successor can be debarred for up to two years as per Rule 151 (iii) of the General Financial Rule along with such other actions as may be permissible under law.

For SNAP HEALTHCARE

  
Proprietor

**Seal and Signature of Authorized Signatory**

**Date:**

**Regd. Office :1/4734, OLD 19A, GF, Street No -05, Balbir Nagar Extension , Delhi -110032 GST: 07AYGPR7852P1ZG, GEM Seller ID DA86200001103254E Mail : [snaphealthcare1@gmail.com](mailto:snaphealthcare1@gmail.com), # 9810960708**





Shaping the Future of Endoscopy with you



KARL STORZ Endoscopy India Private Ltd • 28, Barakhamba Road • New Delhi • 110 028

**SECTION – XIII**  
**MANUFACTURER'S AUTHORISATION FORM**

Dated: 4-11-2024

The Director  
All India Institute of Medical Sciences Ansari Nagar,  
New Delhi-110029, India.

Dear Sir,

Ref: Proprietary Proposal to Procure for Proprietary Laparoscopic Surgery Set with HD Camera 3D 4K with accessories ( Robotic Camera Holding Arm) Model RUBINA +ARTIP SOLO manufactured by Karl Storz, Germany Paediatric Surgery Department .

We, Karl Storz India Endoscopy India Pvt Ltd , 100% wholly owned subsidiary of KARL STORZ SE & CO KG Germany who are proven and reputable manufacturers of Rubina, VITOM, Endovision Systems having factories at Switzerland, Estonia, Japan and Germany , hereby authorize Messrs Snap Healthcare having Address at 1/4734 ,OLD 19A,GF,Street No 05,Balbir Nagar Extension, Shahdara, Delhi -110032 to submit a bid, process the same further and enter into a contract with you against your requirement as contained in the above referred TE documents for the above goods manufactured by us.

We also state that we are not participating directly in this bid for the following reason(s): Company has decided to quote the Tender through their Authorized dealer.

We further confirm that no supplier or firm or individual other than Messrs. Snap Healthcare having Address at 1/4734 ,OLD 19A,GF,Street No 05,Balbir Nagar Extension, Shahdara, Delhi -110032 is authorized to submit a bid, process the same further and enter into a contract with you against your requirement as contained in the above referred TE documents for the above goods manufactured by us. We also hereby extend our full warranty, CAMC as applicable as per clause 15 of the General Conditions of Contract, read with modification, if any, in the Special Conditions of Contract for the goods and services offered for supply by the above firm against this TE document.


also hereby confirm that we would be responsible for the satisfactory execution of contract placed on the authorized agent and the spares for the equipment shall be available for at least 10 years from the date of supply of equipment.

We hereby accept all tender terms and conditions of AIIMS New Delhi and endorse that on our behalf M/S Snap Healthcare shall submit the Self-Certification: Restriction under Rule 144(xi) of the General Financial Rules ( GFRs), 2017


We also confirm that the price quoted by our agent shall not exceed the price which we would have quoted directly"

Thanking you,

For KARL STORZ Endoscopy India Pvt. Ltd.

  
Authorized Signatory

For SNAP HEALTHCARE

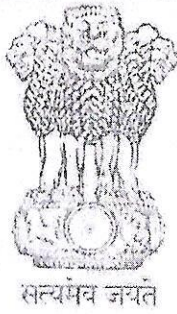
  
Proprietor

Corporate & Registered Office:  
KARL STORZ Endoscopy India Private Ltd.  
11<sup>th</sup> Floor, Dr. Gopal Das Bhawan  
28, Barakhamba Road New Delhi-110 001 / India  
CIN No U33119DL1998PTC09208 Fax +91 11 2599 6856  
www.karlstorz.com

Phone: +91 1143 7430 00  
Toll free 1800 1234 698  
Fax +91 11 4374 3010  
E-Mail: corporate@karlstorz.in

Branch Office :  
B- 100, Ground Floor  
Naraina Industrial Area, Phase-I  
New Delhi 110 028 / India









## INDIA NON JUDICIAL

## Government of National Capital Territory of Delhi

## e-Stamp

Certificate No. : IN-DL79090278686739W  
Certificate Issued Date : 29-Oct-2024 12:49 PM  
Account Reference : IMPACC (IV)/dl868403/ DELHI/ DL-DLH  
Unique Doc. Reference : SUBIN-DL86840306974308182774W  
Purchased by : SNAP HEALTHCARE  
Description of Document : Article 4 Affidavit  
Property Description : Not Applicable  
Consideration Price (Rs.) : 0  
(Zero)  
First Party : DIRECTOR AIIMS NEW DELHI  
Second Party : SNAP HEALTHCARE  
Stamp Duty Paid By : SNAP HEALTHCARE  
Stamp Duty Amount(Rs.) : 10  
(Ten only)





(19)

## Fall Clause Undertaking

To  
The Director  
All India Institute of Medical Sciences  
AIIMS  
New Delhi -110029

Sub: Fall Clause and Rate Reasonability Certificate Proprietary Laparoscopic Surgery Set with HD Camera 3D 4K with accessories ( Exoscope) Model RUBINA + VITOM 3D manufactured by Karl Storz, Germany

Dear Sir


I Nidhi Rani, Proprietor of Snap Healthcare, hereby certify the following

1. That that Snap Healthcare has not been Blacklisted by any Institution /Govt. Organization nor there is any Vigilance and CBI case pending against our Firm.
2. We also certify that rates quoted in the tender are reasonable and lowest and we have not quoted rates lower than those quoted in the referred tender/Quotation to any other Hospital or Institute.
3. The above statement is true and correct

Thanking You

For Snap Healthcare

  
Proprietor  
Date: 29.10.2024



ATTESTED

Notary Public Delhi

29 OCT 2024